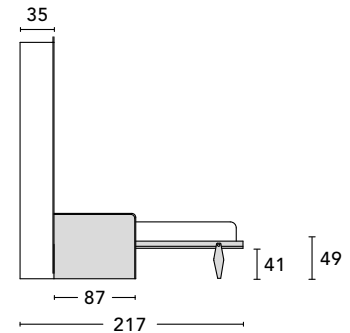
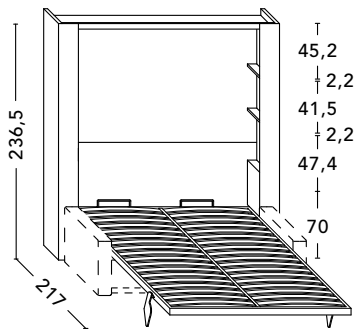
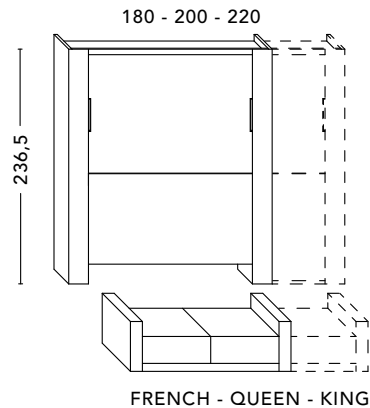


HOLIDAY Comfort - Bed introduction

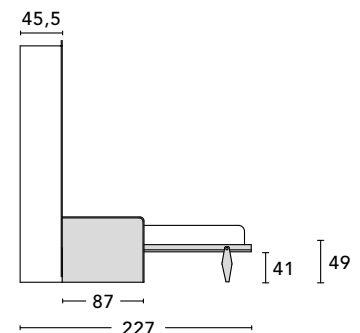
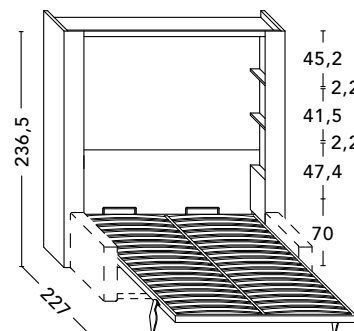
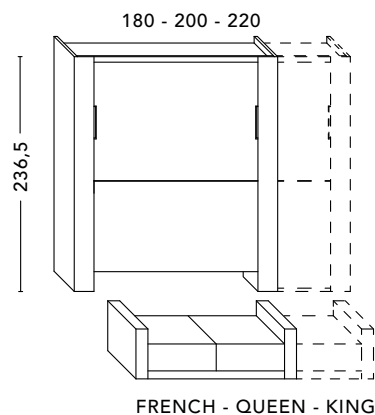
Bed with VERTICAL opening.

Available size: **FRENCH** (W. cm. 180) - **QUEEN** (W. cm. 200) - **KING** (W. cm. 220)

DEPTH CM. 35



DEPTH CM. 45,5



TECHNICAL INFORMATION:

Everything is made of wood agglomerate in conformity with CARB II, veneered with laminate, wood or lacquered colours.

1 - FRAME

Thickness cm. 3,8 - Sides of the frame have adjustable feet.

2 - FRONTAL

Thickness cm. 2,2

3 - SIDE FRONTALS

Thickness cm. 2,2

4 - BACK PANEL

Thickness cm. 2,2

5 - SOFA

All the details on the next pages.

MATTRESS

Available sizes: cm. 140 / 160 / 180 x 200 x 19H.

For more informations see our special price list/catalog of mattresses

SLATTED BED BASE

Wood slatted bed base with elastic stripes that help to support the weight. The metal frame is coated with epoxy powders with high resistance.

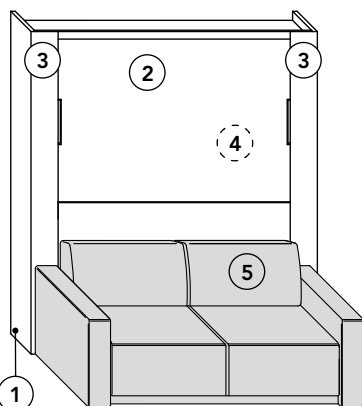
WARNINGS FOR SAFETY

** Before the bed opening is mandatory fix it to the wall with specific wall plug.
The fixing at plasterboard wall cannot guarantee the safety.

** The installer has to check the installation and the wall fixing before leave the bed to the customer use.
We suggest also to check the fixing to the wall regularly.

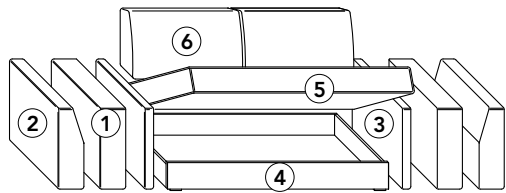
** Max capacity of the bed is kg. 200

** Assembly instructions are provided with the delivery.

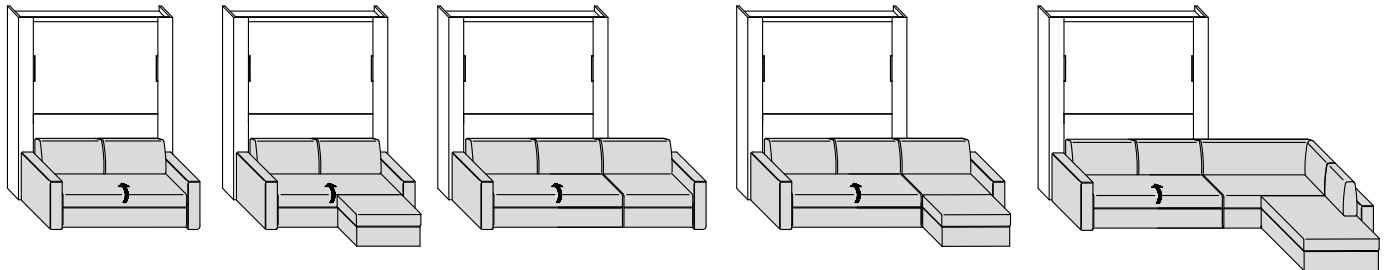


HOLIDAY Comfort - Sofas introduction

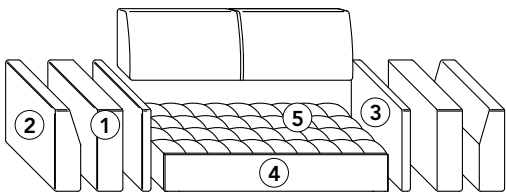
SOFA STORAGE - SECTIONAL SOFA



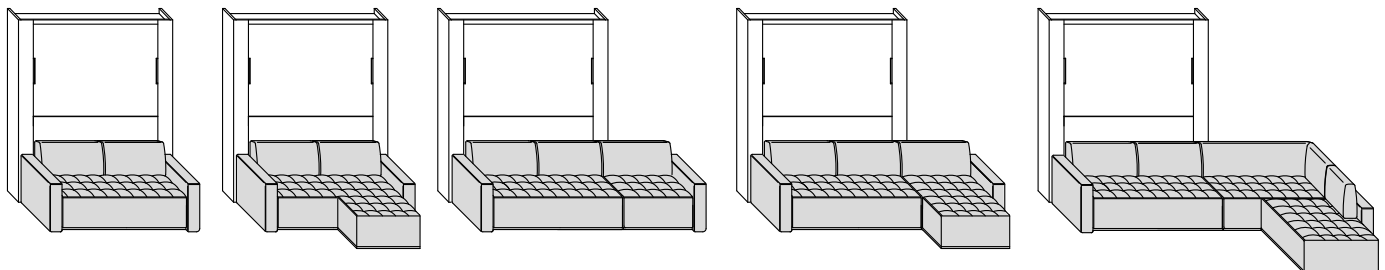
- 1 - **ARM:** Wood structure, foam and dacron and removable cover in fabric
- 2 - **SLANTED ARM:** Wood structure, foam and dacron and removable cover in fabric
- 3 - **THIN ARM:** Wood structure, foam and dacron and removable cover in fabric
- 4 - **STORAGE** in white laminate, foam and removable cover in fabric
- 5 - **SEAT** wood frame, elastic band of cm. 5 to support the weight, polyurethane foam and removable cover
- 6 - **BACK CUSHIONS** made with filler and goose down, removable cover



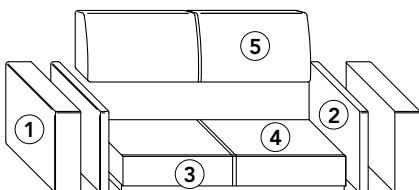
SOFA TETRIS - SECTIONAL SOFA



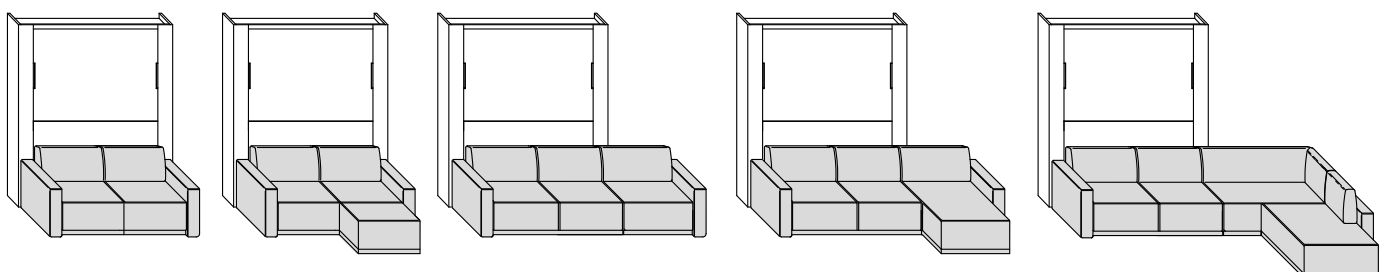
- 1 - **ARM:** Wood structure, foam and dacron and removable cover in fabric
- 2 - **SLANTED ARM:** Wood structure, foam and dacron and removable cover in fabric
- 3 - **THIN ARM:** Wood structure, foam and dacron and removable cover in fabric
- 4 - **SEAT** wood frame, elastic band of cm. 5 to support the weight, polyurethane foam and removable cover
- 5 - **BACK CUSHIONS** made with filler and goose down, removable cover



SOFA JAZZ - SECTIONAL SOFA

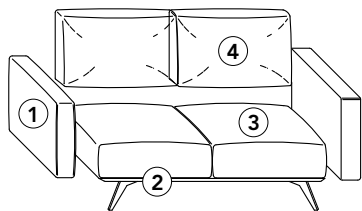


- 1 - **ARM:** Wood structure, foam and dacron and removable cover in fabric
- 2 - **THIN ARM:** Wood structure, foam and dacron and removable cover in fabric
- 3 - **SEAT** wood frame, elastic band of cm. 5 to support the weight, polyurethane foam and removable cover
- 4 - **SEAT** polyurethane foam and removable cover + goose down
- 4 BIS - **SEAT** polyurethane foam + strato memory foam
- 5 - **BACK CUSHIONS** made with filler and goose down, removable cover

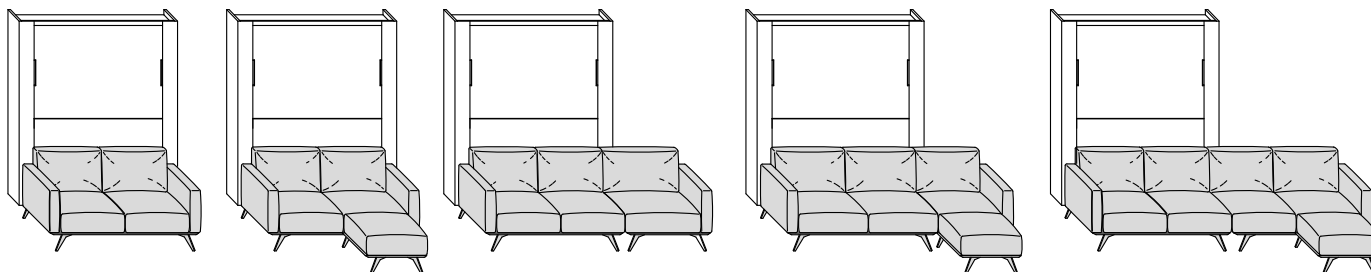


HOLIDAY Comfort - Sofas introduction

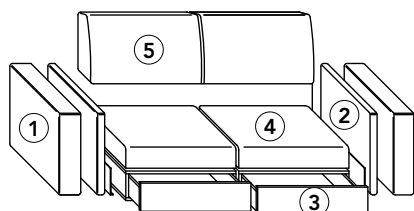
SOFA DREAM - SECTIONAL SOFA



- 1 - **ARM:** Wood structure, foam and dacron and removable cover in fabric
- 2 - **FRAME** wood frame, elastic band of cm. 5 to support the weight, metal and wood frame
- 3 - **SEAT** polyurethane foam and removable cover + goose down
- 4 - **BACK CUSHIONS** made with filler and goose down, removable cover



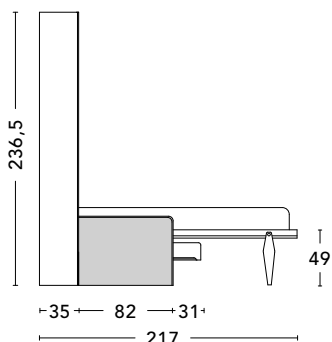
SOFA SLIDE



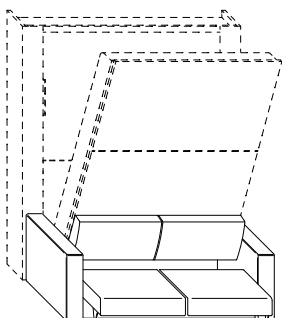
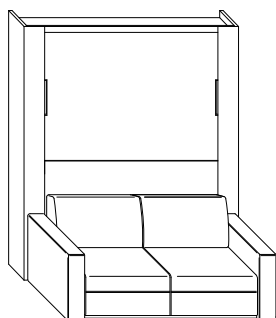
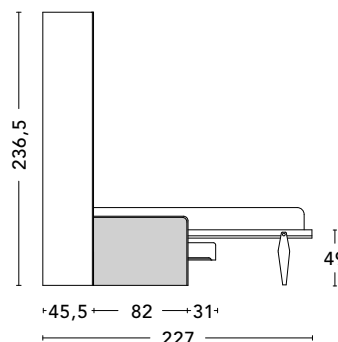
- 1 - **ARM:** Wood frame, foam and dacron
- 2 - **THIN ARM:** Wood frame, foam and dacron
- 3 - **DRAWERS**
- 4 - **SEAT** metal frame with elastic band cm. 5, polyurethane foam
- 5 - **BACK CUSHIONS** wood frame with foam

The sofa cover is removable.

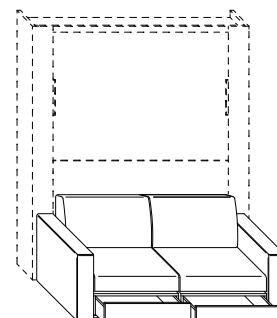
DEPTH CM. 35



DEPTH CM. 45,5



It's not necessary remove back cushions to open and close the bed



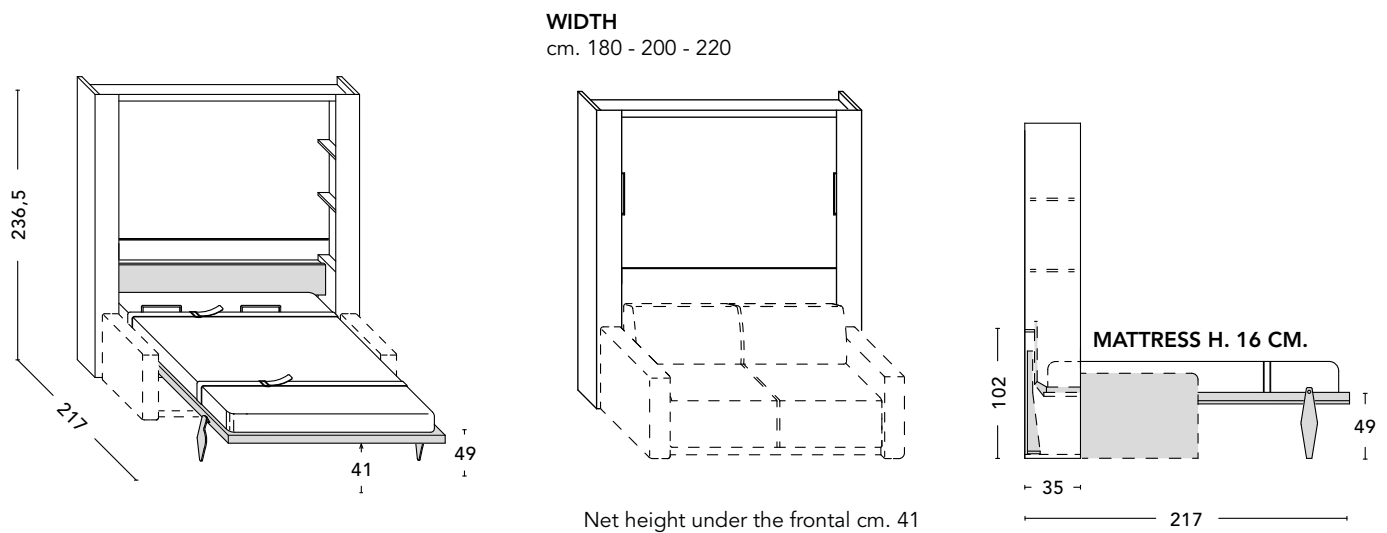
The two drawers under the sofa seats, allow to optimize also this space

HOLIDAY Comfort - Electric version

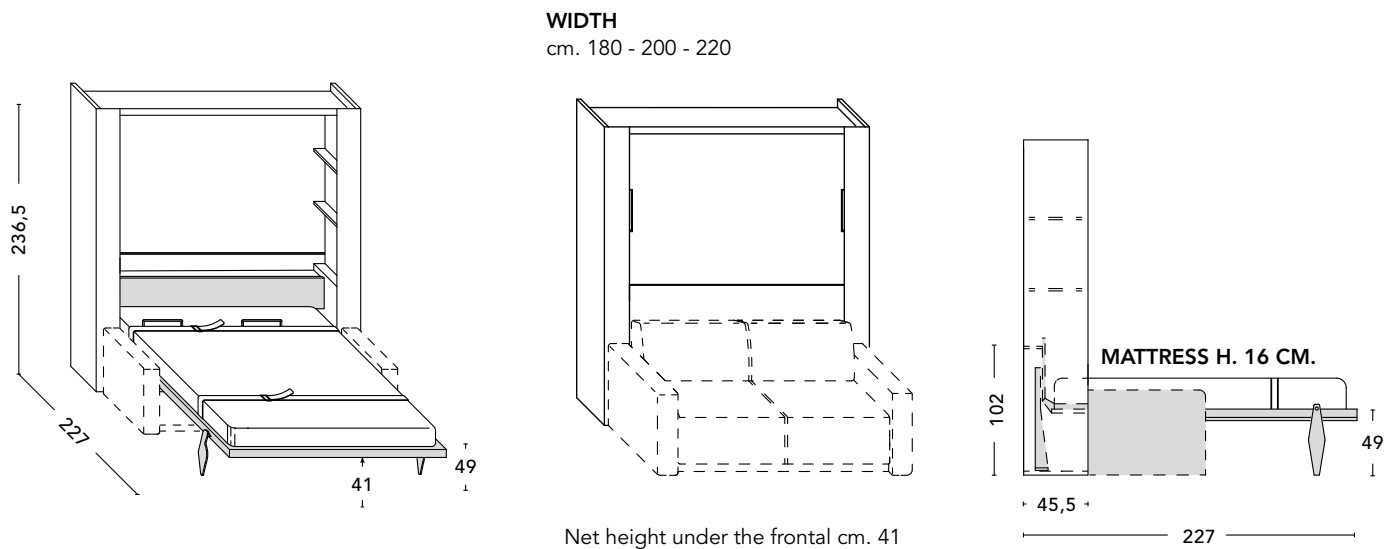
Electric version is available just with higher feet.

The motor is completely hidden by a panel made of wood agglomerate in conformity with CARB II, veneered with laminate, wood or lacquered colours.

DEPTH CM. 35



DEPTH CM. 45,5



WARNING

* The electric version accept a mattress max 16 cm of height.