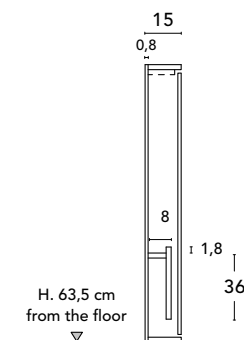
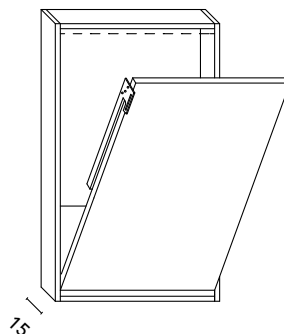
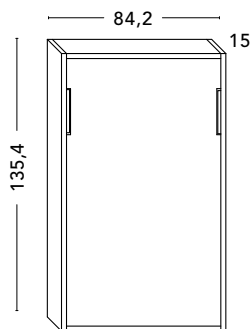


ODIL - Depth cm. 15 / 25 - Introduction

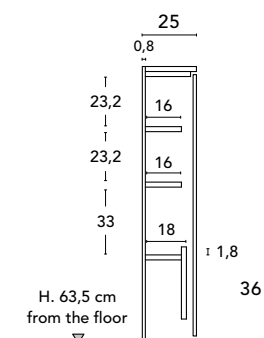
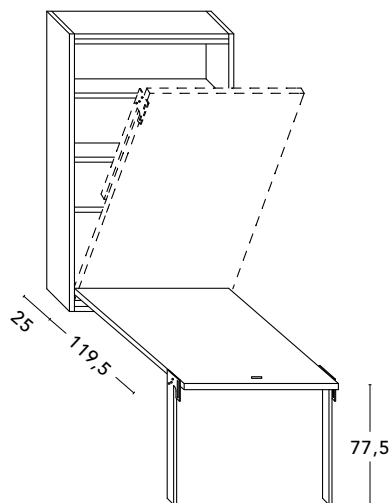
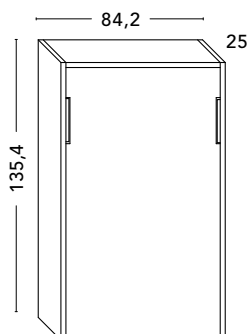
WALL TABLE with push/pull opening.

Available depth: **cm. 15 or cm. 25 with shelves.**

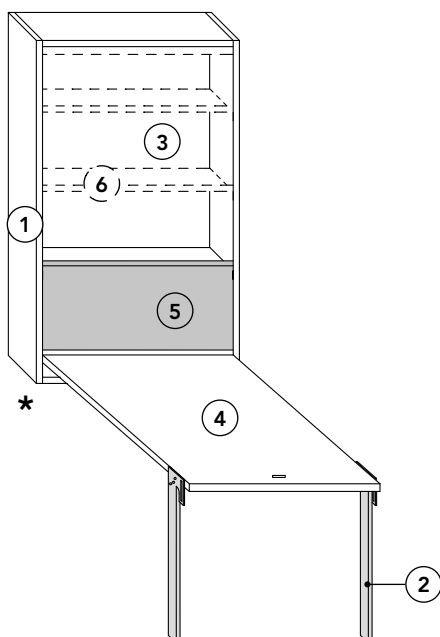
DEPTH CM. 15



DEPTH CM. 25



TECHNICAL INFORMATION:



Everything is made of wood agglomerate in conformity with CARB II, veneered with laminate, wood or lacquered colours.

1 - FRAME

Thickness cm 2,2.

2 - LEGS

Metal legs are coated with epoxy powders with high resistance.

3 - BACK PANEL

Thickness cm 0,8.

4 - TABLE

Thickness cm 2,2.

5 - MECHANISM COVER

Thickness cm 2,2.

6 - INTERNAL SHELVES

Thickness cm 2,2. Available only for depth cm. 25.

*** FOR ODIL INSTALLATION FIX THE TABLE CM. 63,5 FROM THE FLOOR**

WARNINGS FOR SAFETY

** Before the table opening is mandatory fix it to the wall with specific wall plug.

The fixing at plasterboard wall cannot guarantee the safety.

** The installer has to check the installation and the wall fixing before leave the table to the customer use.

We suggest also to check the fixing to the wall regularly.

** Max weight on the table (evenly distributed) is kg. 40.