

FLAP BUNK BED - Depth cm. 35 - Introduction

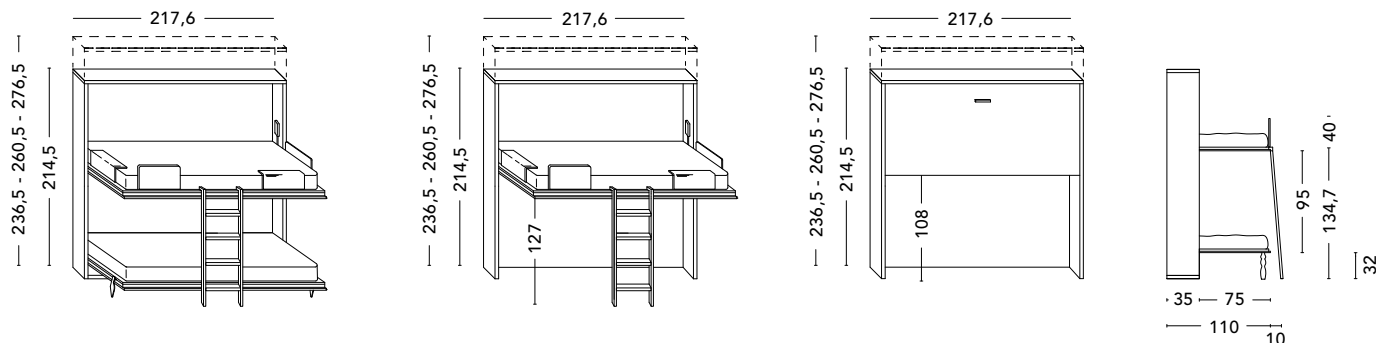
Beds with HORIZONTAL opening.

The mechanism allows the opening of both beds together or one bed at a time.

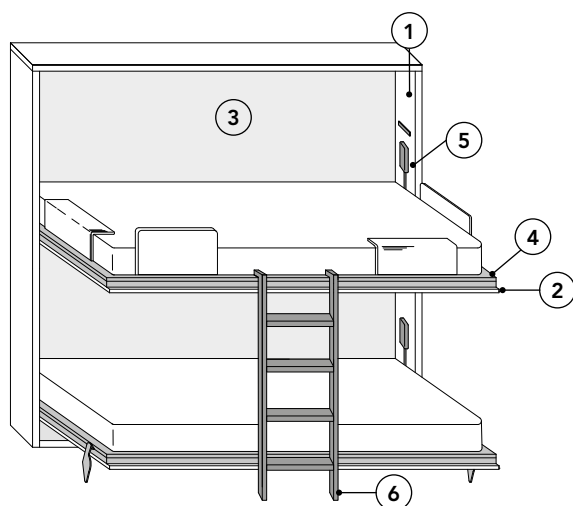
The upper bed have the movement for doing easy the bed.

IMPORTANT: It is strictly forbidden stay on the upper bed without the ladder.

DEPTH CM. 35



TECHNICAL INFORMATION:



Everything is made of wood agglomerate in conformity with CARB II, veneered with laminate, wood or lacquered colours.

1 - FRAME

Thickness cm. 3,8 - Sides of the frame have adjustable feet.

2 - FRONTALS

Thickness cm. 2,2

3 - BACK PANEL

Thickness cm. 2,2

4 - SLATTED BED BASES

Wood slatted bed base with elastic stripes that help to support the weight. The metal frame is coated with epoxy powders with high resistance

5 - CARTER

Plastic or metal cover for the pistons

6 - LADDER

Coated with epoxy powders with high resistance - with safety system.

MATTRESSES

Available size: cm. 90 x 200 x 19H.

For more informations see our special price list / catalog of mattresses.

WARNINGS FOR SAFETY

- * The installer or who install the bed HAVE TO fix very good the bed to the wall. The fixing has to be checked based on the kind of wall. Attention that the anchoring to the plasterboard walls cannot guarantees the correct security fixing so the installer has to be sure on this.
- * The installer has to check the installation and the wall fixing before leave the bed to the customer use. We suggest a check sometimes to the fixing point on the wall.
- * Max capacity of the bed is Kg. 200
- * With the bed there are inside the box the assembly instruction

FLAP BUNK BED - Depth cm. 45,5 - Introduction

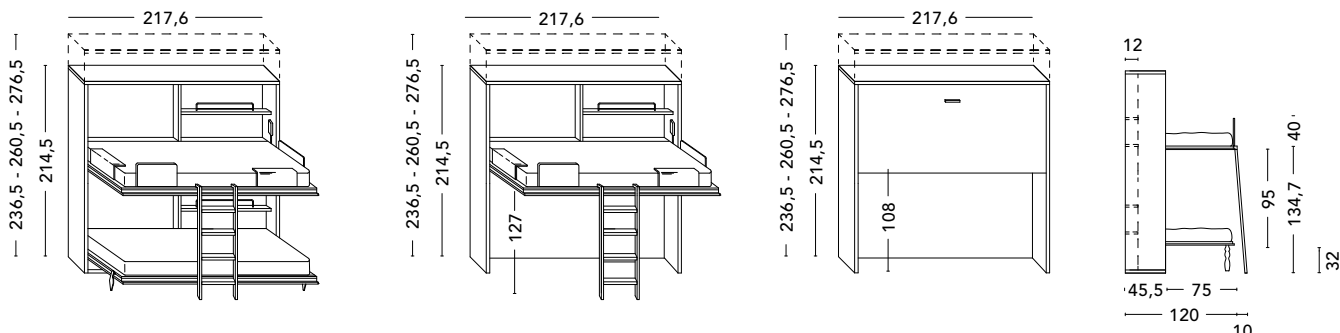
Beds with HORIZONTAL opening.

The mechanism allows the opening of both beds together or one bed at a time.

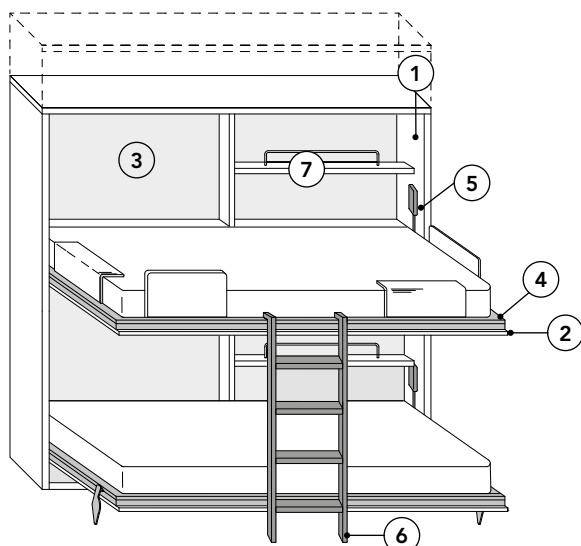
The upper bed have the movement for doing easy the bed.

IMPORTANT: It is strictly forbidden stay on the upper bed without the ladder.

DEPTH CM. 45,5



TECHNICAL INFORMATION:



Everything is made of wood agglomerate in conformity with CARB II, veneered with laminate, wood or lacquered colours.

1 - FRAME

Thickness cm. 3,8 - Sides of the frame have adjustable feet.

2 - FRONTALS

Thickness cm. 2,2

3 - BACK PANEL

Thickness cm. 2,2

4 - SLATTED BED BASES

Wood slatted bed base with elastic stripes that help to support the weight. The metal frame is coated with epoxy powders with high resistance

5 - CARTER

Plastic or metal cover for the pistons

6 - LADDER

Coated with epoxy powders with high resistance - with safety system.

7 - INTERNAL SHELVES

Thickness cm. 3,8

MATTRESSES

Available size: cm. 90 x 200 x 19H.

For more informations see our special price list / catalog of mattresses.

WARNINGS FOR SAFETY

- * The installer or who install the bed HAVE TO fix very good the bed to the wall. The fixing has to be checked based on the kind of wall. Attention that the anchoring to the plasterboard walls cannot guarantees the correct security fixing so the installer has to be sure on this.
- * The installer has to check the installation and the wall fixing before leave the bed to the customer use. We suggest a check sometimes to the fixing point on the wall.
- * Max capacity of the bed is Kg. 200
- * With the bed there are inside the box the assembly instruction